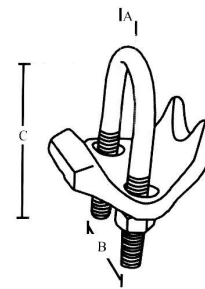


Malleable Right Angle Pipe Clamp

- Right Angle 90° Conduit Support Secures Rigid, IMC or EMT Perpendicular to Steel Beam, Strut Channel or Angle Supports
- Electro Zinc Plated
- Malleable Iron Cradle
- Steel Galvanized Bolt/Hex Nuts

DIMENSIONS = INCHES

| CAT. NO. | TRADE SIZE | DIMENSIONS | | | OUTER BOX |
|----------|------------|------------|-------|-------|-----------|
| | | A | B | C | |
| 21850 | 3/8" | .820 | 1.00 | 1.12 | 50 |
| 21851 | 1/2" | 1.00 | 1.25 | 2.50 | 50 |
| 21852 | 3/4" | 1.125 | 1.125 | 2.81 | 50 |
| 21853 | 1" | 1.375 | 1.375 | 3.06 | 50 |
| 21854 | 1-1/4" | 1.75 | 1.75 | 3.19 | 50 |
| 21855 | 1-1/2" | 2.00 | 2.375 | 3.50 | 50 |
| 21856 | 2" | 2.50 | 2.50 | 4.50 | 50 |
| 21857 | 2-1/2" | 3.00 | 3.00 | 4.875 | 25 |

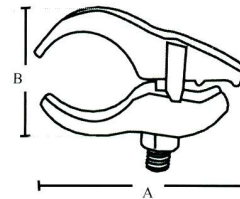


Malleable Parallel Pipe Clamp

- Parallel Conduit Support Secures Rigid, IMC or EMT Parallel to Steel Beam, Strut Channel or Angle Supports
- Electro Zinc Plated
- Malleable Iron Cradle
- Steel Galvanized Bolt/Hex Nuts

DIMENSIONS = INCHES

| CAT. NO. | TRADE SIZE | DIMENSIONS | | OUTER BOX |
|----------|------------|------------|-------|-----------|
| | | A | B | |
| 21861 | 1/2" | 2.00 | 1.37 | 50 |
| 21862 | 3/4" | 2.88 | 1.44 | 50 |
| 21863 | 1" | 3.06 | 1.69 | 50 |
| 21864 | 1-1/4" | 3.63 | 2.125 | 25 |
| 21865 | 1-1/2" | 3.88 | 2.19 | 25 |
| 21866 | 2" | 4.63 | 2.88 | 25 |
| 21867 | 2-1/2" | 5.25 | 3.25 | 25 |
| 21868 | 3" | 5.88 | 3.88 | 10 |
| 21869 | 3-1/2" | 6.31 | 4.31 | 10 |
| 21870 | 4" | 6.81 | 4.81 | 10 |

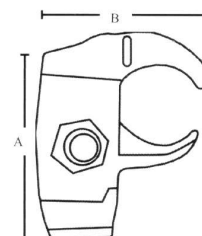


Malleable Edge Pipe Clamp

- Edge Conduit Clamp Secures Rigid, IMC or EMT Perpendicular to edge of Steel Beam, Strut Channel or Angle Supports
- Electro Zinc Plated
- Malleable Iron Cradle
- Steel Galvanized Bolt/Hex Nuts

DIMENSIONS = INCHES

| CAT. NO. | TRADE SIZE | DIMENSIONS | | OUTER BOX |
|----------|------------|------------|------|-----------|
| | | A | B | |
| 21871 | 1/2" | 2.81 | 2.13 | 50 |
| 21872 | 3/4" | 2.94 | 2.38 | 50 |
| 21873 | 1" | 3.06 | 2.63 | 25 |
| 21874 | 1-1/4" | 3.06 | 3.06 | 25 |
| 21875 | 1-1/2" | 3.94 | 3.25 | 25 |
| 21876 | 2" | 4.50 | 4.06 | 25 |
| 21877 | 2-1/2" | 5.13 | 4.63 | 10 |
| 21878 | 3" | 5.75 | 5.25 | 10 |



ELECTRO ZINC PLATED CONDUIT CLAMPS