

4" BOXES



FIG 1



FIG 2



FIG 3



FIG 4




FIG 5



FIG 6



FIG 7



FIG 8



FIG 9



FIG 10

Steel Construction
Fire Rated
Available with 1/2" and/or 3/4" Knockouts
F-Brackets Mount to the Front of Studs
S-Brackets Mount to the Side of Studs




FIG 11



FIG 12




FIG 13

CAT. NO.	FIG	RAISED GROUND	BRACKET	CONCENTRIC	KNOCKOUTS	MC CLAMPS	DRAWN OR WELDED	DIMENSIONS				CTN QTY
								LENGTH	WIDTH	DEPTH	CUB. IN.	
M190D	1				1/2"		DRAWN	4"	4"	1-1/2"	23"	50
M226D	2				1/2" & 3/4"		DRAWN	4"	4"	1-1/2"	23"	50
M189W	3			Y	1/2" & 3/4"		WELDED	4"	4"	1-1/2"	23"	50
M196W	4	Y	SIDE	Y	1/2" & 3/4"		WELDED	4"	4"	1-1/2"	23"	24
M193W	5	Y	FRONT	Y	1/2" & 3/4"		WELDED	4"	4"	1-1/2"	23"	24
M232D	6				1/2" & 3/4"		DRAWN	4"	4"	2-1/8"	33"	50
M239D	7	Y		Y	1/2" & 3/4"		DRAWN	4"	4"	2-1/8"	33"	50
M231W	8	Y			1/2" & 3/4"		WELDED	4"	4"	2-1/8"	33"	24
M248W	9			Y	1/2" & 3/4"	Y	WELDED	4"	4"	2-1/8"	33"	24
M235W	10	Y	SIDE	Y	1/2" & 3/4"		WELDED	4"	4"	2-1/8"	33"	24
M251W	11	Y	FRONT	Y	1/2" & 3/4"		WELDED	4"	4"	2-1/8"	33"	24
M218W	12		SIDE	Y	1/2" & 3/4"	Y	WELDED	4"	4"	2-1/8"	33"	24
M249W	13		FRONT	Y	1/2" & 3/4"	Y	WELDED	4"	4"	2-1/8"	33"	24