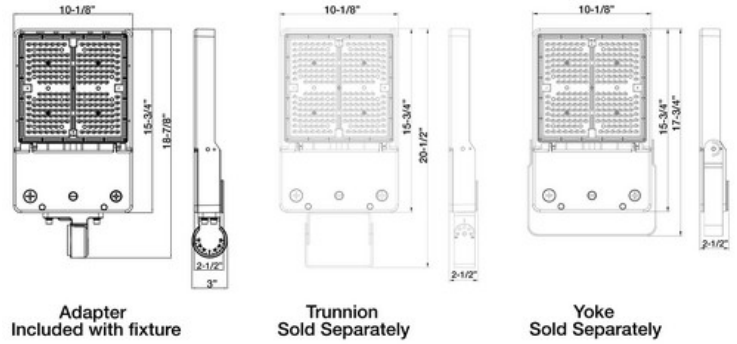




74089 - LED AREA LIGHT SHOEBOX GEN 4

CCT & WATTAGE SELECTABLE
150W/200W 120-277V 3K-5K



150-200W

FEATURES:

- SMD 3030 LEDs
- Color and Wattage Selectable
- Corrosion resistant Die Cast Aluminum housing
- Polycarbonate Optic Lens
- Superior Architectural Powder Coat Finish
- Stainless Steel Hardware
- Photo Control must be Purchased Separately
- Light Pattern: Type III
- IP65 (NEMA 4X) Dust & Water Tight
- cULus Listed for Wet Locations
- DLC PRODUCT ID#: P3MC8206
- 5 Year Warranty

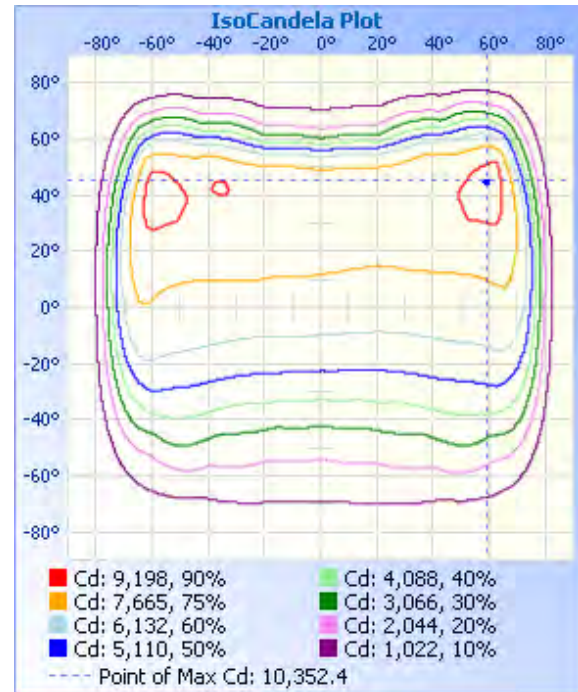
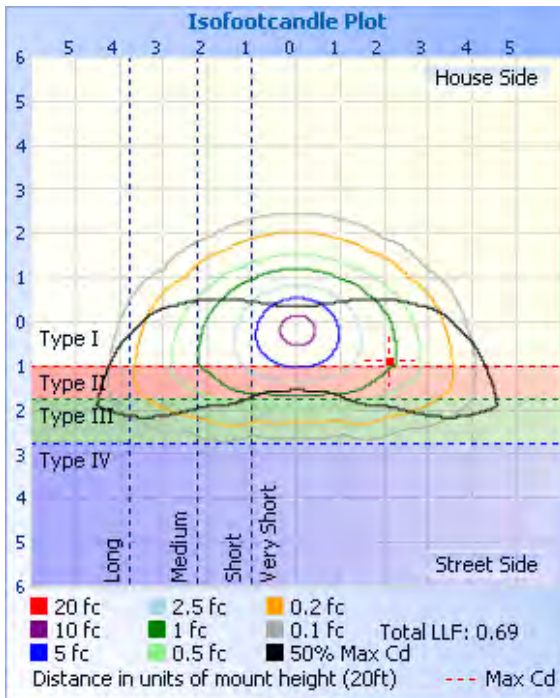
Part#	Housing Color	Wattage	Lumens	CCT	Voltage	Beam Angle	Lumens/Watt	DLC PRODUCT ID#:
74089	Bronze	150W/200W	27,640 @200W	3K/4K/5K	120-270V	142°	135lm/w	P3MC8206



74089 - LED AREA LIGHT SHOEBOX GEN 4

CCT & WATTAGE SELECTABLE
150W/200W 120-277V 3K-5K

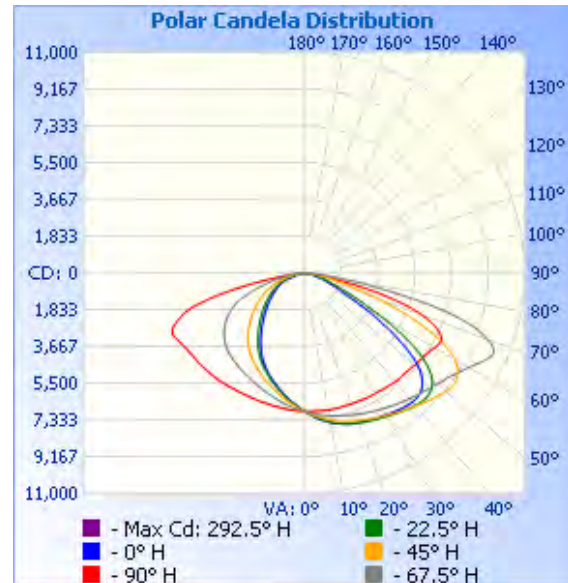
PHOTOMETRY



Illuminance at a Distance

Distance	Center Beam fc	Beam Width
17.0ft	23.9 fc	35.2 ft 98.4 ft
34.0ft	5.97 fc	70.3 ft 196.7 ft
51.0ft	2.65 fc	105.5 ft 295.1 ft
68.0ft	1.49 fc	140.6 ft 393.4 ft
85.0ft	0.95 fc	175.8 ft 491.8 ft
102.0ft	0.66 fc	210.9 ft 590.1 ft

■ Vert. Spread: 91.9°
■ Horiz. Spread: 141.9°





74089 - LED AREA LIGHT SHOEBOX GEN 4

CCT & WATTAGE SELECTABLE
150W/200W 120-277V 3K-5K

TECHNICAL SPECIFICATIONS:

Electrical:

Input Voltage: 120-277V

Current: .76A @ 277V

Frequency: 60Hz

Power Factor: ≥ 0.9

THD: 15.3% @ 277V

Product Parameters:

150/200 Watts

Efficacy: 135 lumens per watt

50,000+ LED Life Span

CCT: 3000K/4000K/5000K

Chromacity Measurements:

Beam Angle: 142°

Reported CRI (Ra): 70

Reported R9: -34

DUV: -0.0001

Chromaticity (x,y): x=0.4380; y= 0.4041

Chromaticity (u,v): u=0.2512; v= 0.5215

Component Specifications:

LED: SMD3030

Driver Voltage: 120-277V

Frequency: 50-60HZ

Dimming: 0-10V

*Photo Control:

Twist lock receptacle and shorting included.

Photocell sold separately.

LED Twist-Lock Style Photocells: **39106** (120-277V)

LED Twist-Lock Style Photocells: **39107** (480V)

*Twist lock receptacle is installed on fixture and shorting cap is include in the box

Operating Temperature:

Minimum Starting: -22°F To 122°F

Construction:

Housing: Corrosion resistant Die Cast Aluminum housing

IP Rating: IP65 Wet Location Rated

Lens Material: Polycarbonate

Mounting Accessories Sold Separately

Listing: cULus

DLC PRODUCT ID#: P3MC8206

EPA: 1.53 ft²

Accessories (Sold Separately):

- Pole Arm Mount (80-300W) Bronze - For Round and Square Poles - CAT#: 74032A
- Slipfitter Mount (80-300W) Bronze - CAT#: 74034A
- Trunnion Mount (80-300W) Bronze - CAT#: 74038C
- Universal Mount (80-300W) Bronze - CAT#: 74043A
- Yoke Mount (150-200W) Bronze - CAT#: 74036C
- Microwave Motion Sensor (**120-277V and 480V Only**) - CAT#: 74072C
- Microwave Motion Sensor Remote (Optional, for use with 74072C) -CAT#: 74188B

Warranty:

Morris Products carries a 5 year warranty from date of purchase against defects in materials and workmanship (assuming normal and proper usage).