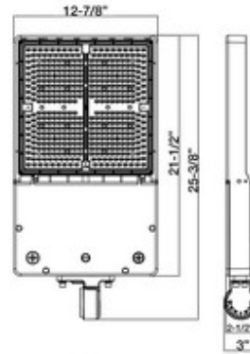


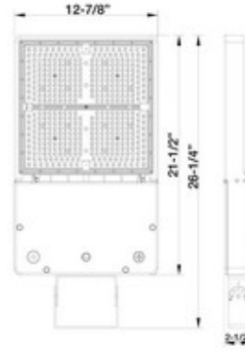


74066C - LED AREA LIGHT SHOEBOX GEN 4

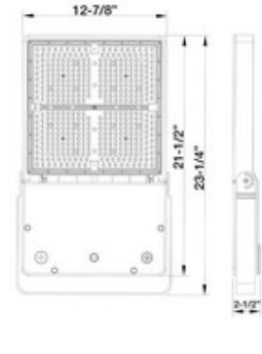
120-277V 240W 5000K



Adapter Included with fixture



Trunion Sold Separately



Yoke Sold Separately

240-300W

Twist Lock Receptacle & Shorting Cap Included
Photocell Sold Separately - Cat# 39106

FEATURES:

- SMD 3030 LEDs
- Corrosion resistant Die Cast Aluminum housing
- Polycarbonate Optic Lens
- Superior Architectural Powder Coat Finish
- Stainless Steel Hardware
- Photo Control must be Purchased Separately
- Light Pattern: **Type V**
- IP65 (NEMA 4X) Dust & Water Tight
- cULus Listed for Wet Locations
- DLC PRODUCT ID#: P8RNHVW8
- 5 Year Warranty

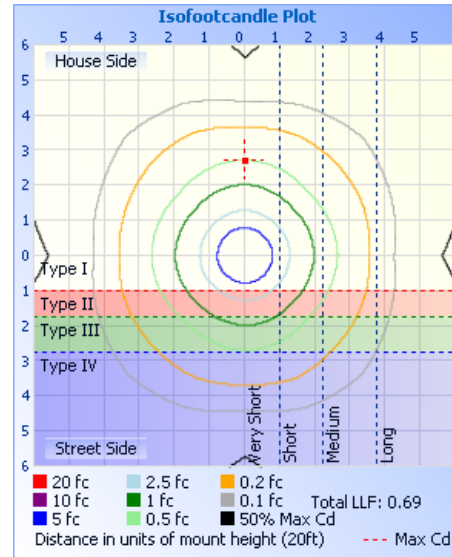
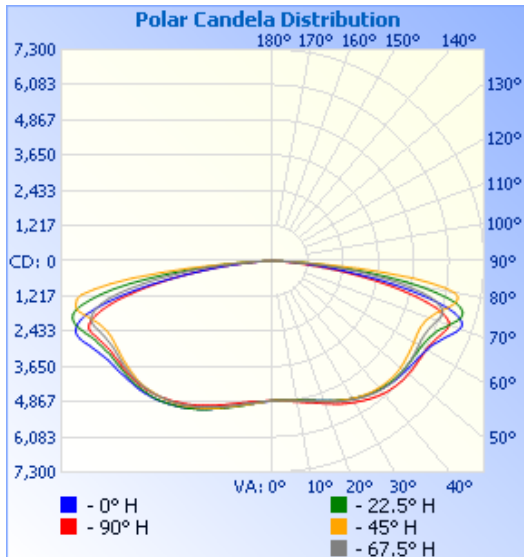
| Part# | Housing Color | Wattage | Lumens | CCT | Voltage | Beam Angle | Lumens/Watt | DLC PRODUCT ID#: |
|--------|---------------|---------|--------|-------|----------|------------|-------------|------------------|
| 74066C | Bronze | 240W | 33,809 | 5000K | 120-277V | 131° | 141lm/w | P8RNHVW8 |



74066C - LED AREA LIGHT SHOEBOX GEN 4

120-277V 240W 5000K

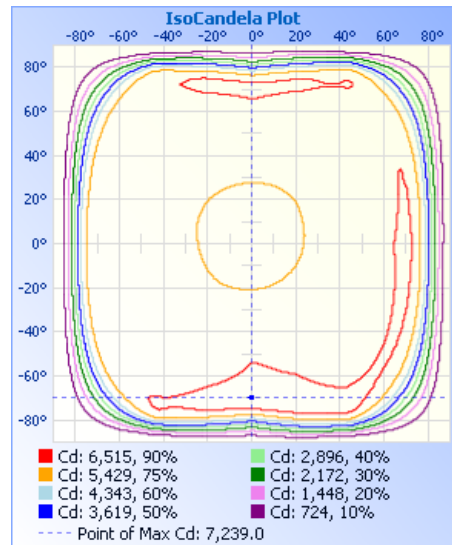
PHOTOMETRY:



Illuminance at a Distance

| | Center Beam fc | Beam Width | |
|---------|----------------|------------|----------|
| 17.0ft | 16.7 fc | 194.0 ft | 74.9 ft |
| 34.0ft | 4.18 fc | 388.0 ft | 149.9 ft |
| 51.0ft | 1.86 fc | 582.1 ft | 224.8 ft |
| 68.0ft | 1.04 fc | 776.1 ft | 299.8 ft |
| 85.0ft | 0.67 fc | 970.1 ft | 374.7 ft |
| 102.0ft | 0.46 fc | 1,164.1 ft | 449.7 ft |

- Vert. Spread: 160.1°
- Horiz. Spread: 131.2°





74066C - LED AREA LIGHT SHOEBOX GEN 4

120-277V 240W 5000K

Technical Specifications:

Electrical:

Input Voltage: 120-277V

Current: .90A @ 277V

Frequency: 60Hz

Power Factor: ≥ 0.9

THD: 13.2% @ 277V

Product Parameters:

240 Watts

Efficacy: 141 lumens per watt

50,000+ LED Life Span

CCT: 5000K

Chromaticity Measurements:

Beam Angle: 131°

CRI: 72

R9: -33

DUV: 0.00001

Chromaticity (x,y): $x=0.4390$; $y=0.4049$

Chromaticity (u,v): $u=0.2516$; $v=0.5220$

Component Specifications:

LED: SMD3030

Driver Voltage: 120-277V

Frequency: 50-60HZ

Dimming: 0-10V

*Photo Control:

Twist lock receptacle and shorting included.

Photocell sold separately.

LED Twist-Lock Style Photocells: **39106** (120-277V)

LED Twist-Lock Style Photocells: **39107** (480V)

*Twist lock receptacle is installed on fixture and shorting cap is include in the box

Operating Temperature:

Minimum Starting: -22°F To 122°F

Construction:

Housing: Corrosion resistant Die Cast Aluminum housing

IP Rating: IP65 Wet Location Rated

Lens Material: Polycarbonate

EPA: 2.51ft²

Weight: 16.3lbs

Mounting Accessories Sold Separately

Listing:

cULus

DLC PRODUCT ID#: P8RNHVW8

Accessories (Sold Separately):

- Pole Arm Mount (80-300W) Bronze - For Round and Square Poles - CAT#: 74032A
- Slipfitter Mount (80-300W) Bronze - CAT#: 74034A
- Trunnion Mount (80-300W) Bronze - CAT#: 74038C
- Universal Mount (80-300W) Bronze - CAT#: 74043A
- Yoke Mount (240-300W) Bronze - CAT#: 74737C
- Microwave Motion Sensor (**120-277V and 480V Only**) - CAT#: 74072C
- Microwave Motion Sensor Remote (Optional, for use with 74072C) -CAT#: 74188B

Warranty:

Morris Products carries a 5 year warranty from date of purchase against defects in materials and workmanship (assuming normal and proper usage).