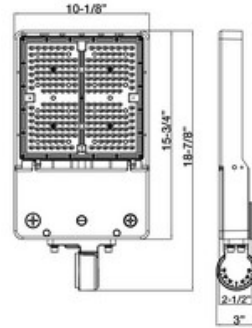


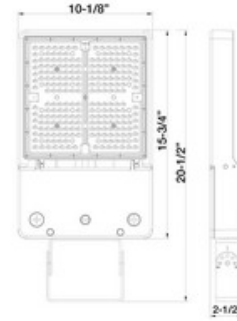


74054C - LED AREA LIGHT SHOEBOX GEN 4

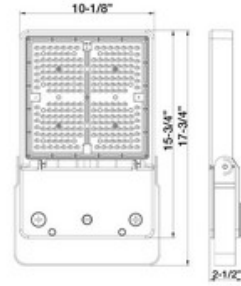
347-480V 150/200W 5000K



Adapter Included with fixture



Trunnion Sold Separately



Yoke Sold Separately

150-200W

Twist Lock Receptacle & Shorting Cap Included
Photocell Sold Separately - Cat# 39106

FEATURES:

- SMD 3030 LEDs
- Corrosion resistant Die Cast Aluminum housing
- Polycarbonate Optic Lens
- Superior Architectural Powder Coat Finish
- Stainless Steel Hardware
- Photo Control must be Purchased Separately
- Light Pattern: Type V
- IP65 (NEMA 4X) Dust & Water Tight
- cULus Listed for Wet Locations
- DLC PRODUCT ID#: PKL7IRVG
- 5 Year Warranty

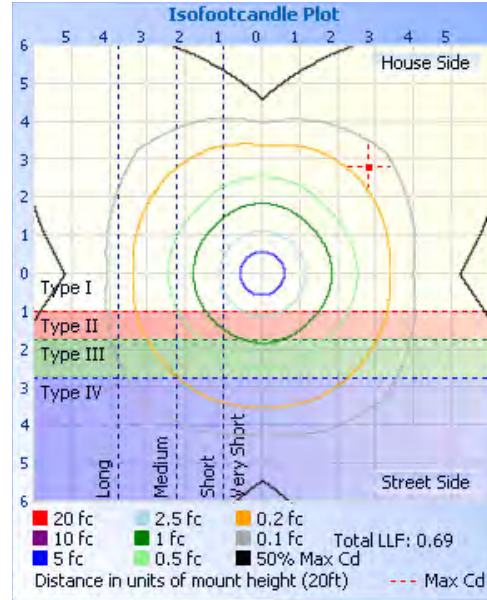
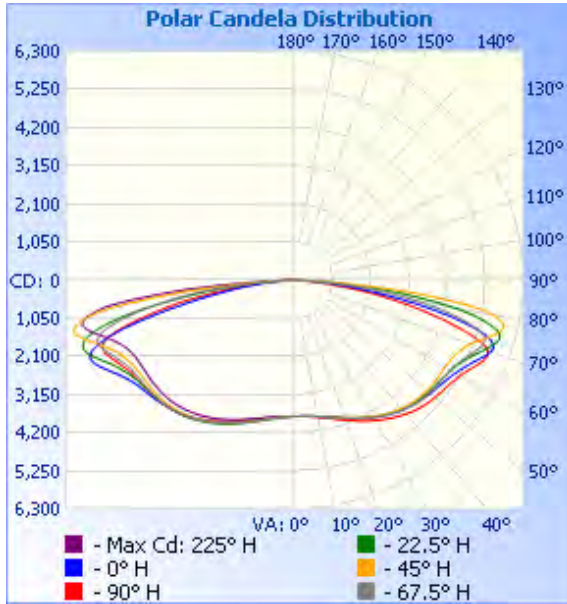
| Part# | Housing Color | Wattage | Lumens | CCT | Voltage | Beam Angle | Lumens/Watt | DLC PRODUCT ID#: |
|--------|---------------|-----------|--------------|-------|----------|------------|-------------|------------------|
| 74054C | Bronze | 150W/200W | 27,814 @200W | 5000K | 347-480V | 125° | 136lm/w | PKL7IRVG |



74054C - LED AREA LIGHT SHOEBOX GEN 4

347-480V 150/200W 5000K

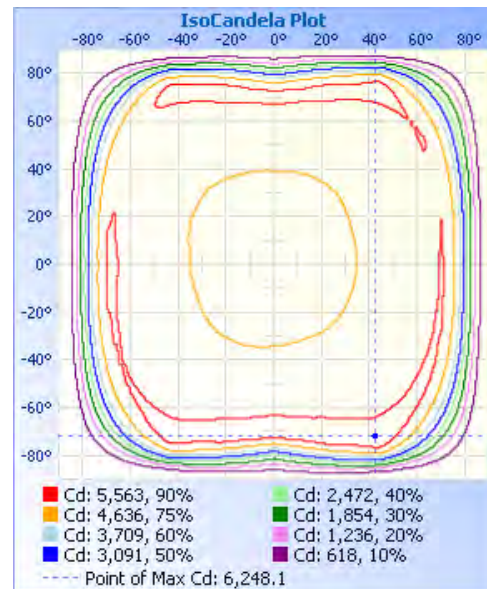
PHOTOMETRY:



Illuminance at a Distance

| | Center Beam fc | Beam Width | |
|---------|----------------|------------|----------|
| 17.0ft | 13.0 fc | 247.6 ft | 64.8 ft |
| 34.0ft | 3.25 fc | 495.2 ft | 129.5 ft |
| 51.0ft | 1.44 fc | 742.8 ft | 194.3 ft |
| 68.0ft | 0.81 fc | 990.4 ft | 259.0 ft |
| 85.0ft | 0.52 fc | 1,238.0 ft | 323.8 ft |
| 102.0ft | 0.36 fc | 1,485.6 ft | 388.5 ft |

- Vert. Spread: 164.4°
- Horiz. Spread: 124.6°





74054C - LED AREA LIGHT SHOEBOX GEN 4

347-480V 150/200W 5000K

Technical Specifications:

Electrical:

Input Voltage: 347-480V

Current: .45A @ 480V

Frequency: 60Hz

Power Factor: ≥ 0.9

THD: 9.2% @ 480V

Product Parameters:

150/200 Watts

Efficacy: 136 lumens per watt

50,000+ LED Life Span

CCT: 5000K

Chromacity Measurements:

Beam Angle: 125°

CRI: 72

R9: -33

DUV: -0.0004

Chromaticity (x,y): $x=0.4363$; $y=0.4029$

Chromaticity (u,v): $u=0.2507$; $v=0.5208$

Component Specifications:

LED: SMD3030

Driver Voltage: 347-480V

Frequency: 50-60HZ

Dimming: 0-10V

*Photo Control:

Twist lock receptacle and shorting included.

Photocell sold separately.

LED Twist-Lock Style Photocells: **39106** (120-277V)

LED Twist-Lock Style Photocells: **39107** (480V)

*Twist lock receptacle is installed on fixture and shorting cap is include in the box

Operating Temperature:

Minimum Starting: -22°F To 122°F

Construction:

Housing: Corrosion resistant Die Cast Aluminum housing

IP Rating: IP65 Wet Location Rated

Lens Material: Polycarbonate

EPA: 1.53 ft²

Weight: 12.5lbs

Mounting Accessories Sold Separately

Listing:

cULus

DLC PRODUCT ID#: PKL7IRVG

Accessories (Sold Separately):

- Pole Arm Mount (80-300W) Bronze - For Round and Square Poles - CAT#: 74032A
- Slipfitter Mount (80-300W) Bronze - CAT#: 74034A
- Trunnion Mount (80-300W) Bronze - CAT#: 74038C
- Universal Mount (80-300W) Bronze - CAT#: 74043A
- Yoke Mount (150-200W) Bronze - CAT#: 74036C
- Microwave Motion Sensor (**120-277V and 480V Only**) - CAT#: 74072C
- Microwave Motion Sensor Remote (Optional, for use with 74072C) -CAT#: 74188B

Warranty:

Morris Products carries a 5 year warranty from date of purchase against defects in materials and workmanship (assuming normal and proper usage).