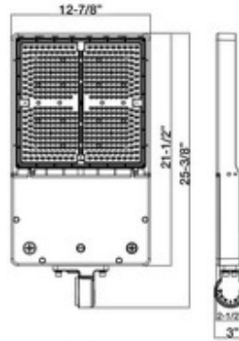


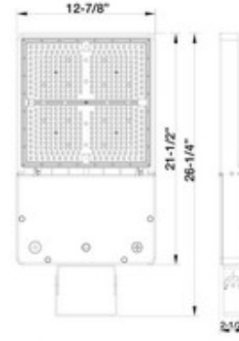


74019C - LED AREA LIGHT SHOEBOX GEN 4

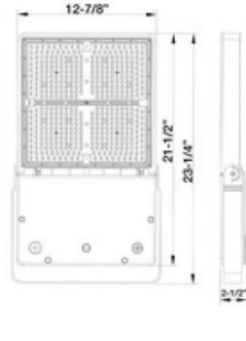
120-277V 240W 5000K



Adapter
Included with fixture



Trunnion
Sold Separately



Yoke
Sold Separately

240-300W

Twist Lock Receptacle & Shorting Cap Included
Photocell Sold Separately - Cat# 39106

FEATURES:

- SMD 3030 LEDs
- Corrosion resistant Die Cast Aluminum housing
- Polycarbonate Optic Lens
- Superior Architectural Powder Coat Finish
- Stainless Steel Hardware
- Photo Control must be Purchased Separately
- Light Pattern: Type IV
- IP65 (NEMA 4X) Dust & Water Tight
- cULus Listed for Wet Locations
- DLC PRODUCT ID#: PYS2ZTBE
- 5 Year Warranty

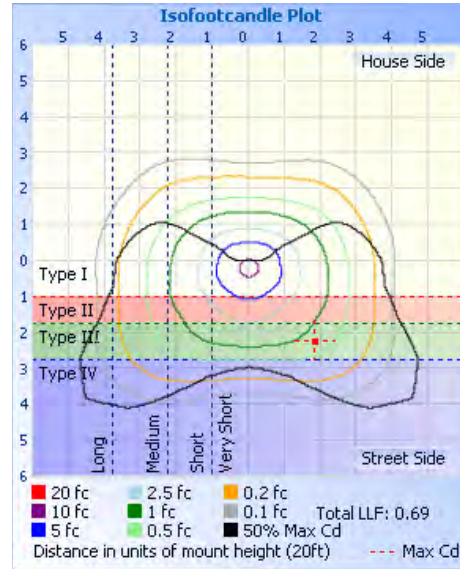
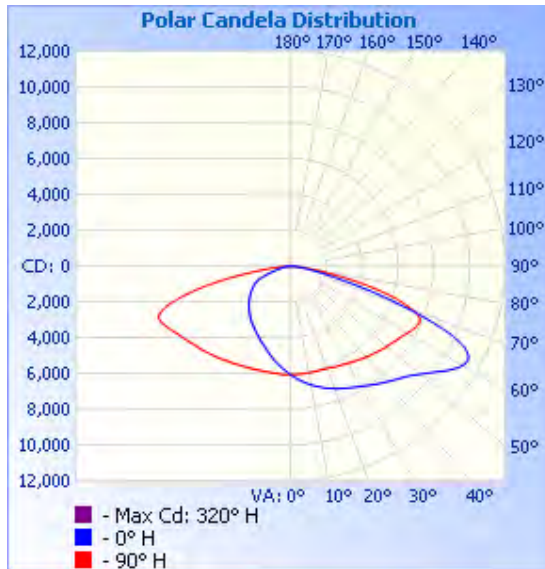
Part#	Housing Color	Wattage	Lumens	CCT	Voltage	Beam Angle	Lumens/Watt	DLC PRODUCT ID#:
74019C	Bronze	240W	34,463	5000K	120-277V	121°	145 lm/w	PYS2ZTBE



74019C - LED AREA LIGHT SHOEBOX GEN 4

120-277V 240W 5000K

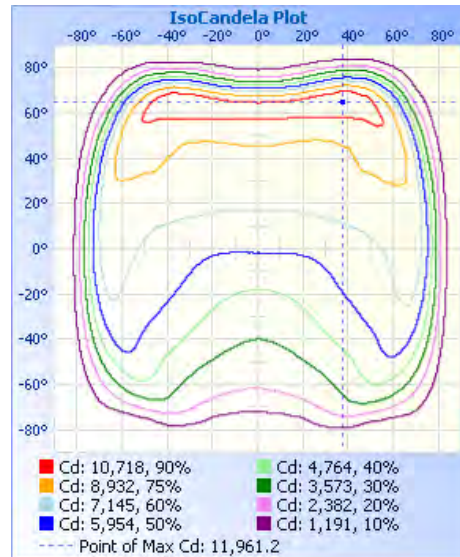
PHOTOMETRY:



Illuminance at a Distance

	Center Beam fc	Beam Width	
17.0ft	21.0 fc	37.2 ft	60.9 ft
34.0ft	5.24 fc	74.4 ft	121.7 ft
51.0ft	2.33 fc	111.7 ft	182.6 ft
68.0ft	1.31 fc	148.9 ft	243.4 ft
85.0ft	0.84 fc	186.1 ft	304.3 ft
102.0ft	0.58 fc	223.3 ft	365.2 ft

Vert. Spread: 95.2°
Horiz. Spread: 121.6°





74019C - LED AREA LIGHT SHOEBOX GEN 4

120-277V 240W 5000K

Technical Specifications:

Electrical:

Input Voltage: 120-277V

Current: .90A @ 277V

Frequency: 60Hz

Power Factor: ≥ 0.9

THD: 13.7% @ 277V

Product Parameters:

240 Watts

Efficacy: 145 lumens per watt

50,000+ LED Life Span

CCT: 5000K

Chromacity Measurements:

Beam Angle: 121°

CRI: 72

R9: -33

DUV: 0.00001

Chromaticity (x,y): x=0.4387; y= 0.4046 Chromaticity

(u,v): u=0.2515; v= 0.5219

Component Specifications:

LED: SMD3030

Driver Voltage: 120-277V

Frequency: 50-60HZ

Dimming: 0-10V

*Photo Control:

Twist lock receptacle and shorting included. Photocell sold separately.

LED Twist-Lock Style Photocells: **39106** (120-277V)

LED Twist-Lock Style Photocells: **39107** (480V)

*Twist lock receptacle is installed on fixture and shorting cap is include in the box

Operating Temperature:

Minimum Starting: -22°F To 122°F

Construction:

Housing: Corrosion resistant Die Cast Aluminum housing

IP Rating: IP65 Wet Location Rated

Lens Material: Polycarbonate

EPA: 2.51 ft²

Weight: 16.3lbs

Mounting Accessories Sold Separately

Listing:

cULus

DLC PRODUCT ID#: PYS2ZTBE

Accessories (Sold Separately):

- Pole Arm Mount (80-300W) Bronze - For Round and Square Poles - CAT#: 74032A
- Slipfitter Mount (80-300W) Bronze - CAT#: 74034A
- Trunnion Mount (80-300W) Bronze - CAT#: 74038C
- Universal Mount (80-300W) Bronze - CAT#: 74043A
- Yoke Mount (240-300W) Bronze - CAT#: 74737C
- Microwave Motion Sensor (**120-277V and 480V Only**) - CAT#: 74072C
- Microwave Motion Sensor Remote (Optional, for use with 74072C) -CAT#: 74188B

Warranty:

Morris Products carries a 5 year warranty from date of purchase against defects in materials and workmanship (assuming normal and proper usage).