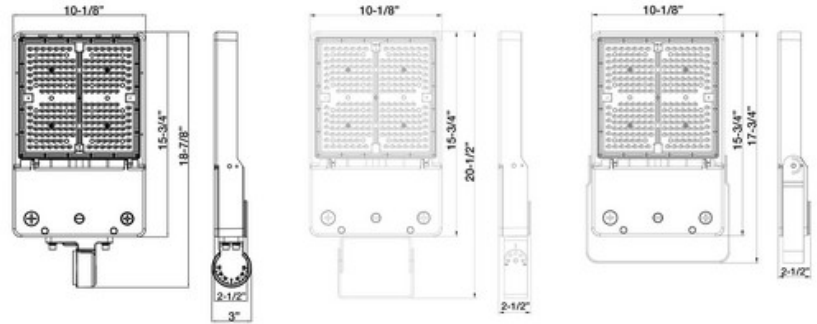




# 74015C - LED AREA LIGHT SHOEBOX GEN 4

347-480V 150/200W 5000K



Adapter  
Included with fixture

Trunion  
Sold Separately

Yoke  
Sold Separately

150-200W

Twist Lock Receptacle & Shorting Cap Included  
Photocell Sold Separately - Cat# 39106

## FEATURES:

- Wattage Selectable
- SMD 3030 LEDs
- Corrosion resistant Die Cast Aluminum housing
- Polycarbonate Optic Lens
- Superior Architectural Powder Coat Finish
- Stainless Steel Hardware
- Photo Control must be Purchased Separately
- Light Pattern: Type IV
- IP65 (NEMA 4X) Dust & Water Tight
- cULus Listed for Wet Locations
- DLC PRODUCT ID#: PWJMQO6D
- 5 Year Warranty

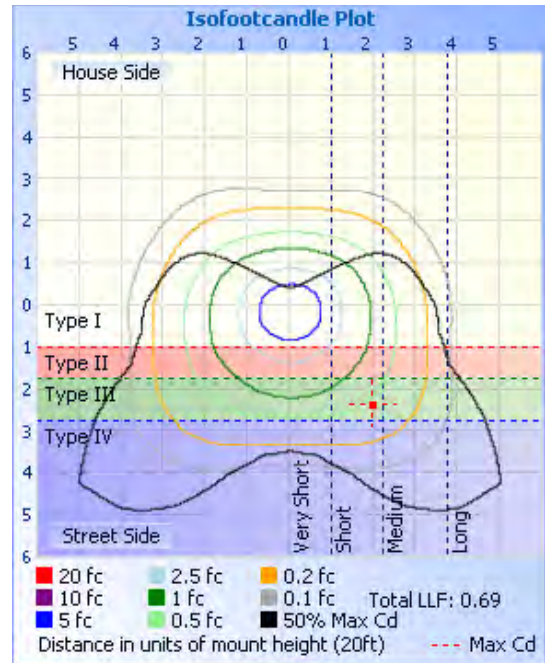
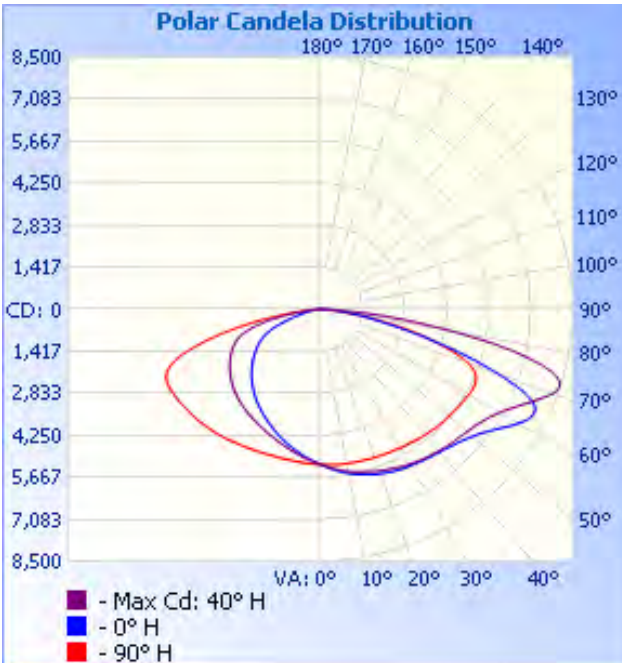
| Part#  | Housing Color | Wattage   | Lumens       | CCT   | Voltage  | Beam Angle | Lumens/Watt | DLC PRODUCT ID#: |
|--------|---------------|-----------|--------------|-------|----------|------------|-------------|------------------|
| 74015C | Bronze        | 150W/200W | 27,507 @200W | 5000K | 347-480V | 119°       | 135lm/w     | PWJMQO6D         |



# 74015C - LED AREA LIGHT SHOEBOX GEN 4

347-480V 150/200W 5000K

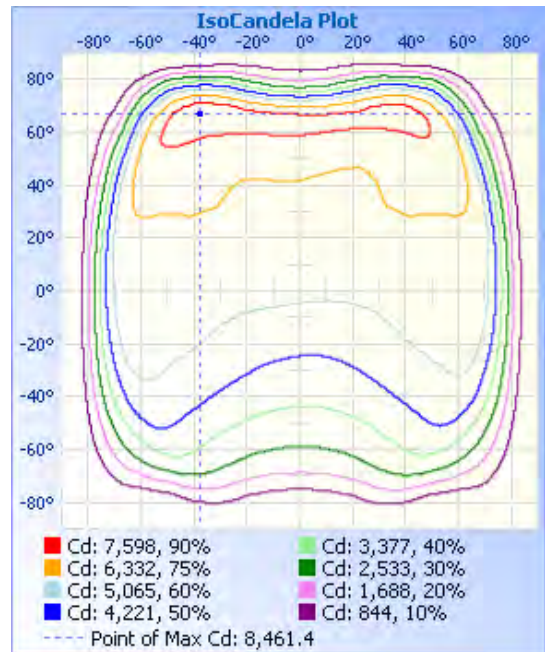
## PHOTOMETRY:



**Illuminance at a Distance**

|         | Center Beam fc | Beam Width |          |
|---------|----------------|------------|----------|
| 17.0ft  | 18.1 fc        | 59.5 ft    | 58.0 ft  |
| 34.0ft  | 4.53 fc        | 118.9 ft   | 116.0 ft |
| 51.0ft  | 2.01 fc        | 178.4 ft   | 174.1 ft |
| 68.0ft  | 1.13 fc        | 237.8 ft   | 232.1 ft |
| 85.0ft  | 0.72 fc        | 297.3 ft   | 290.1 ft |
| 102.0ft | 0.50 fc        | 356.7 ft   | 348.1 ft |

- Vert. Spread: 120.5°
- Horiz. Spread: 119.3°





# 74015C - LED AREA LIGHT SHOEBOX GEN 4

347-480V 150/200W 5000K

## Technical Specifications:

### Electrical:

Input Voltage: 347-480V

Current: .46A @ 480V

Frequency: 60Hz

Power Factor:  $\geq 0.9$

THD: 9.3% @ 480V

### Product Parameters:

150/200 Watts

Efficacy: 135 lumens per watt

50,000+ LED Life Span

CCT: 5000K

### Chromaticity Measurements:

Beam Angle: 119°

CRI: 72

R9: -33

DUV: -0.0003

Chromaticity (x,y): x=0.4373; y= 0.4035

Chromaticity (u,v): u=0.2511; v= 0.5212

### Component Specifications:

LED: SMD3030

Driver Voltage: 347-480V

Frequency: 50-60HZ

**Dimming:** 0-10V

### \*Photo Control:

Twist lock receptacle and shorting included.

Photocell sold separately.

LED Twist-Lock Style Photocells: **39106** (120-277V)

LED Twist-Lock Style Photocells: **39107** (480V)

\*Twist lock receptacle is installed on fixture and shorting cap is include in the box

### Operating Temperature:

Minimum Starting: -22°F To 122°F

### Construction:

Housing: Corrosion resistant Die Cast Aluminum housing

IP Rating: IP65 Wet Location Rated

Lens Material: Polycarbonate

EPA: 1.53 ft<sup>2</sup>

Weight: 12.5lbs

Mounting Accessories Sold Separately

### Listing:

cULus

DLC PRODUCT ID#: PWJMQO6D

### Accessories (Sold Separately):

- Pole Arm Mount (80-300W) Bronze - For Round and Square Poles - CAT#: 74032A
- Slipfitter Mount (80-300W) Bronze - CAT#: 74034A
- Trunnion Mount (80-300W) Bronze - CAT#: 74038C
- Universal Mount (80-300W) Bronze - CAT#: 74043A
- Yoke Mount (150-200W) Bronze - CAT#: 74036C
- Microwave Motion Sensor (**120-277V and 480V Only**) - CAT#: 74072C
- Microwave Motion Sensor Remote (Optional, for use with 74072C) -CAT#: 74188B

### Warranty:

Morris Products carries a 5 year warranty from date of purchase against defects in materials and workmanship (assuming normal and proper usage).