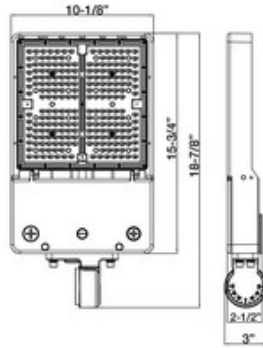


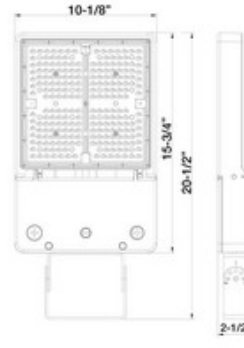


# 74014C - LED AREA LIGHT SHOEBOX GEN 4

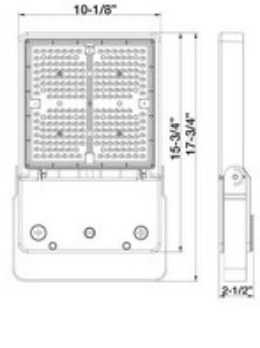
347-480V 150/200W 5000K



Adapter Included with fixture



Trunnion Sold Separately



Yoke Sold Separately

150-200W

Twist Lock Receptacle & Shorting Cap Included  
Photozell Sold Separately - Cat# 39106

## FEATURES:

- Wattage Selectable
- SMD 3030 LEDs
- Corrosion resistant Die Cast Aluminum housing
- Polycarbonate Optic Lens
- Superior Architectural Powder Coat Finish
- Stainless Steel Hardware
- Photo Control must be Purchased Separately
- Light Pattern: Type III
- IP65 (NEMA 4X) Dust & Water Tight
- cULus Listed for Wet Locations
- DLC PRODUCT ID#: P1P95GB1
- 5 Year Warranty

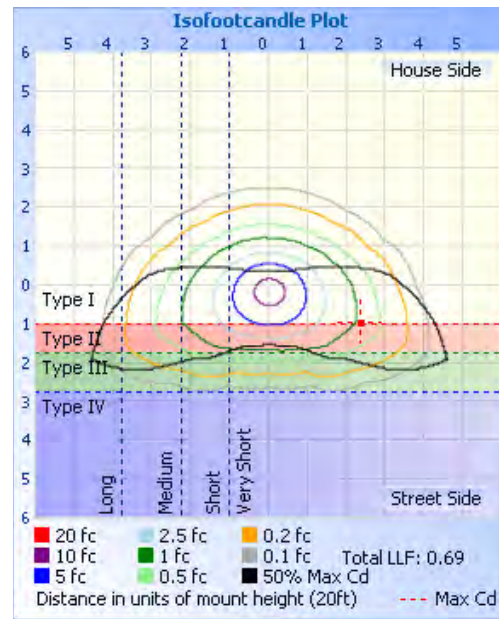
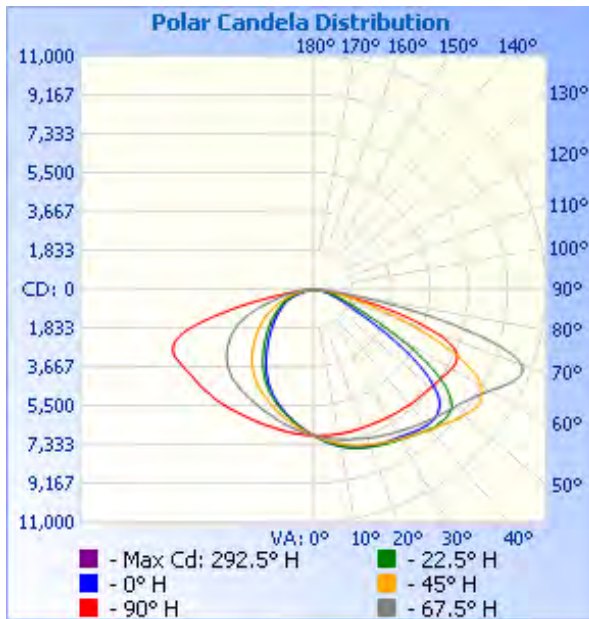
Part#	Housing Color	Wattage	Lumens	CCT	Voltage	Beam Angle	Lumens/Watt	DLC PRODUCT ID#:
74014C	Bronze	150W/200W	28,100 @200W	5000K	347-480V	142°	138lm/w	P1P95GB1



# 74014C - LED AREA LIGHT SHOEBOX GEN 4

347-480V 150/200W 5000K

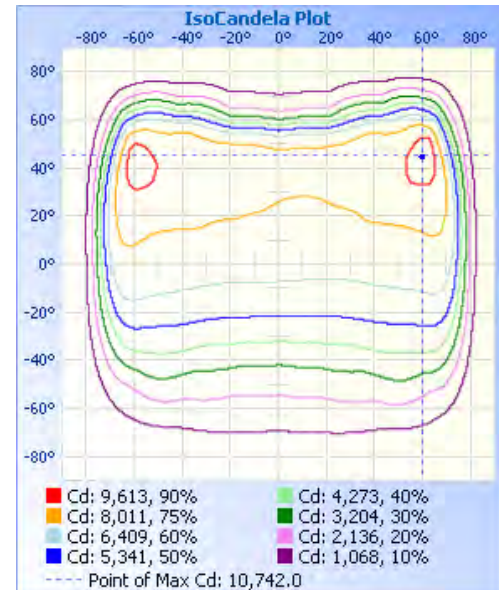
## PHOTOMETRY:



**Illuminance at a Distance**

	Center Beam fc	Beam Width	
17.0ft	23.9 fc	33.9 ft	97.9 ft
34.0ft	5.98 fc	67.9 ft	195.8 ft
51.0ft	2.66 fc	101.8 ft	293.7 ft
68.0ft	1.49 fc	135.8 ft	391.6 ft
85.0ft	0.96 fc	169.7 ft	489.5 ft
102.0ft	0.66 fc	203.7 ft	587.4 ft

■ Vert. Spread: 89.9°  
■ Horiz. Spread: 141.7°





# 74014C - LED AREA LIGHT SHOEBOX GEN 4

347-480V 150/200W 5000K

## Technical Specifications:

### Electrical:

Input Voltage: 347-480V

Current: .46A @ 480V

Frequency: 60Hz

Power Factor:  $\geq 0.9$

THD: 9.3% @ 480V

### Product Parameters:

150/200 Watts

Efficacy: 138 lumens per watt

50,000+ LED Life Span

CCT: 5000K

### Chromaticity Measurements:

Beam Angle: 142°

CRI: 72

R9: -33

DUV: -0.0001

Chromaticity (x,y): x=0.4381; y= 0.4042

Chromaticity (u,v): u=0.2513; v= 0.5216

### Component Specifications:

LED: SMD3030

Driver Voltage: 347-480V

Frequency: 50-60HZ

**Dimming:** 0-10V

### \*Photo Control:

Twist lock receptacle and shorting included.

Photocell sold separately.

LED Twist-Lock Style Photocells: **39106** (120-277V)

LED Twist-Lock Style Photocells: **39107** (480V)

\*Twist lock receptacle is installed on fixture and shorting cap is include in the box

### Operating Temperature:

Minimum Starting: -22°F To 122°F

### Construction:

Housing: Corrosion resistant Die Cast Aluminum housing

IP Rating: IP65 Wet Location Rated

Lens Material: Polycarbonate

EPA: 1.53 ft<sup>2</sup>

Weight: 12.5lbs

Mounting Accessories Sold Separately

Listing:

cULus

DLC PRODUCT ID#: P1P95GB1

### Accessories (Sold Separately):

- Pole Arm Mount (80-300W) Bronze - For Round and Square Poles - CAT#: 74032A
- Slipfitter Mount (80-300W) Bronze - CAT#: 74034A
- Trunnion Mount (80-300W) Bronze - CAT#: 74038C
- Universal Mount (80-300W) Bronze - CAT#: 74043A
- Yoke Mount (150-200W) Bronze - CAT#: 74036C
- Microwave Motion Sensor (**120-277V and 480V Only**) - CAT#: 74072C
- Microwave Motion Sensor Remote (Optional, for use with 74072C) -CAT#: 74188B

Warranty:

Morris Products carries a 5 year warranty from date of purchase against defects in materials and workmanship (assuming normal and proper usage).