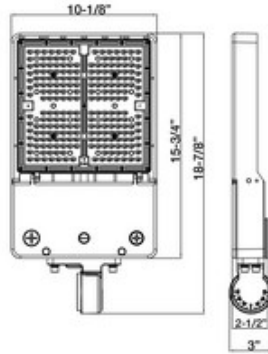


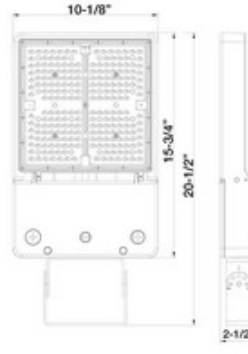


# 74012C - LED AREA LIGHT SHOEBOX GEN 4

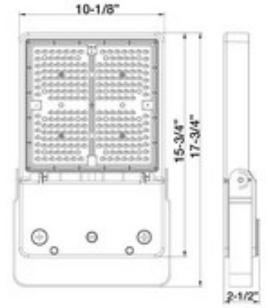
120- 277V 150/200W 5000K



Adapter  
Included with fixture



Trunion  
Sold Separately



Yoke  
Sold Separately

**150-200W**

## FEATURES:

- SMD 3030 LEDs
- Corrosion resistant White Die Cast Aluminum housing
- Polycarbonate Optic Lens
- Superior Architectural Powder Coat Finish
- Stainless Steel Hardware
- Photo Control must be Purchased Separately
- Light Pattern: Type III
- IP65 (NEMA 4X) Dust & Water Tight
- cULus Listed for Wet Locations
- DLC PRODUCT ID#: PSMLZ5H7
- 5 Year Warranty

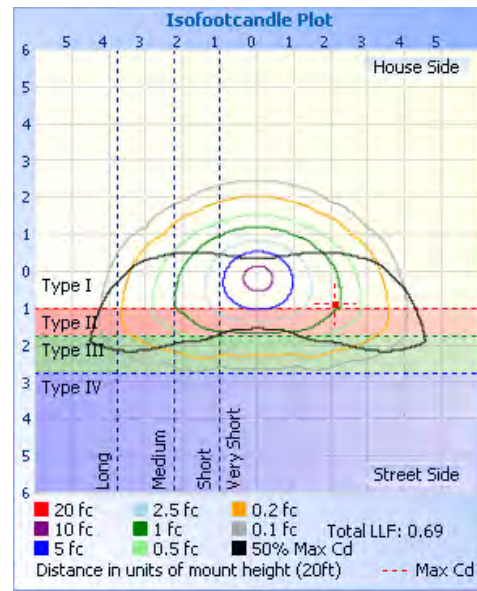
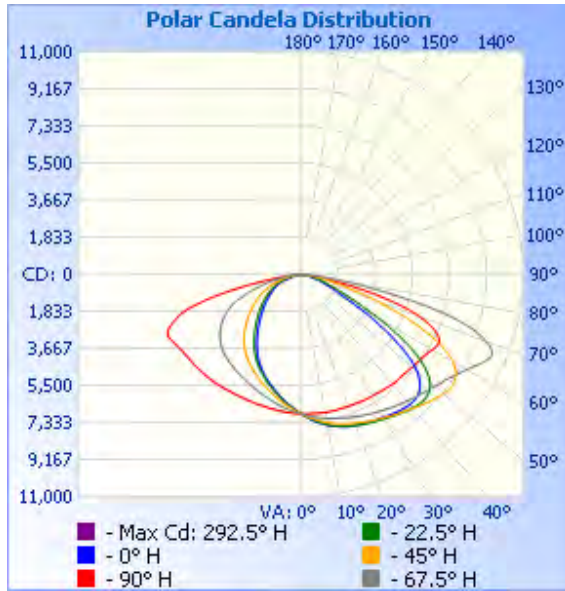
| Part#  | Housing Color | Wattage   | Lumens       | CCT   | Voltage  | Beam Angle | Lumens/Watt | DLC PRODUCT ID#: |
|--------|---------------|-----------|--------------|-------|----------|------------|-------------|------------------|
| 74012C | White         | 150W/200W | 27,640 @200W | 5000K | 120-277V | 142°       | 138lm/w     | PNMC471N         |



# 74012C - LED AREA LIGHT SHOEBOX GEN 4

120- 277V 150/200W 5000K

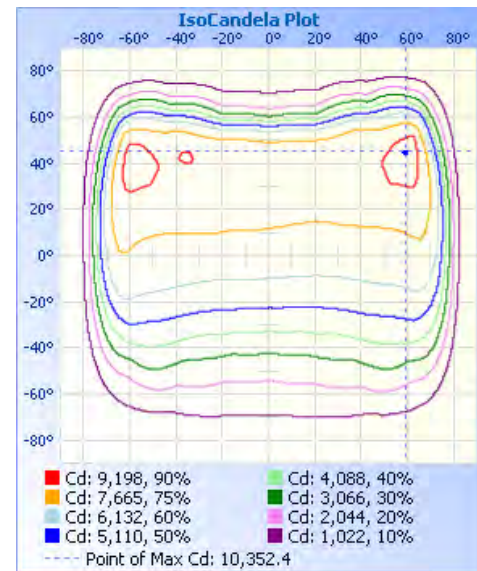
## PHOTOMETRY:



**Illuminance at a Distance**

|         | Center Beam fc | Beam Width |          |
|---------|----------------|------------|----------|
| 17.0ft  | 23.9 fc        | 35.2 ft    | 98.4 ft  |
| 34.0ft  | 5.97 fc        | 70.3 ft    | 196.7 ft |
| 51.0ft  | 2.65 fc        | 105.5 ft   | 295.1 ft |
| 68.0ft  | 1.49 fc        | 140.6 ft   | 393.4 ft |
| 85.0ft  | 0.95 fc        | 175.8 ft   | 491.8 ft |
| 102.0ft | 0.66 fc        | 210.9 ft   | 590.1 ft |

- Vert. Spread: 91.9°
- Horiz. Spread: 141.9°





# 74012C - LED AREA LIGHT SHOEBOX GEN 4

120- 277V 150/200W 5000K

## Technical Specifications:

### Electrical:

Input Voltage: 120-277V

Current: .75A @ 277V

Frequency: 60Hz

Power Factor:  $\geq 0.9$

THD: 15.7% @ 277V

### Product Parameters:

150/200 Watts

Efficacy: 138 lumens per watt

50,000+ LED Life Span

CCT: 5000K

### Chromaticity Measurements:

Beam Angle: 142°

CRI: 74

R9: -29

DUV: 0.002

Chromaticity (x,y): x=0.3332; y= 0.3458

Chromaticity (u,v): u=0.2053; v= 0.4896

### Component Specifications:

LED: SMD3030

Driver Voltage: 120-277V

Frequency: 50-60HZ

Dimming: 0-10V

### \*Photo Control:

Twist lock receptacle and shorting included.

Photocell sold separately.

LED Twist-Lock Style Photocells: **39106** (120-277V)

LED Twist-Lock Style Photocells: **39107** (480V)

\*Twist lock receptacle is installed on fixture and shorting cap is include in the box

### Operating Temperature:

Minimum Starting: -22°F To 122°F

### Construction:

Housing: Corrosion resistant Die Cast Aluminum housing

IP Rating: IP65 Wet Location Rated

Lens Material: Polycarbonate

EPA: 1.53 ft<sup>2</sup>

Weight: 11.7lbs

Mounting Accessories Sold Separately

Listing:

cULus

DLC PRODUCT ID#: PNMC471N

### Accessories (Sold Separately):

- Pole Arm Mount (80-300W) White - For Round and Square Poles - CAT#: 74033A
- Slipfitter Mount (80-300W) White- CAT#: 74035A
- Trunnion Mount (80-300W) White - CAT#: 74039C
- Universal Mount (80-300W) White - CAT#: 74044A
- Yoke Mount (150-200W) White - CAT#: 74737C
- Microwave Motion Sensor (**120-277V and 480V Only**) - CAT#: 74072C
- Microwave Motion Sensor Remote (Optional, for use with 74072C) -CAT#: 74188B

### Warranty:

Morris Products carries a 5 year warranty from date of purchase against defects in materials and workmanship (assuming normal and proper usage).