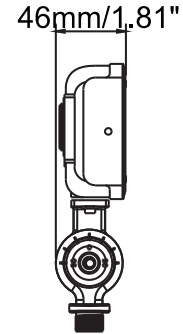
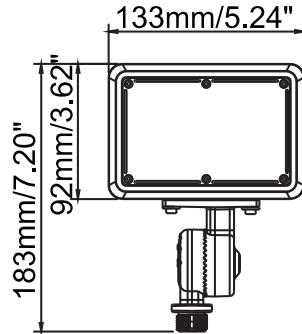




71531B - LED SMALL FLOOD

120-277V 15W 3K/4K/5K BRONZE



FEATURES:

- Color Selectable: 3000K, 4000K, 5000K
- Input Voltage: 120-277VAC
- Corrosion Resistant Die Cast Aluminum Housing
- Transparent PC Lens
- *Photocontrol included with on/off switch
- Operating Temperature: -40°F to 113°F
- 0-10V Dimmable
- Mount: 1/2" Knuckle installed w/ Yoke Mount included in box
- IP65 Wet Location Rated
- 50,000+ Hour LED Life Expectancy
- Listings: cULus, DLC PRODUCT ID#: S-CR1HDI
- 5 Year Warranty


*The ON/OFF photocell is pre-installed in the fixture and the default switch setting is ON. The photocell must be turned OFF for the fixture to operate when there is ambient or bright light.

Part#	Wattage	Voltage	Lumens	CCT	CRI	Dimming	Light Pattern	Lumens/Watt	DLC PRODUCT ID#:
71531B	15W	120-277V	2,130@4K	3K;4K;5K	>70	0-10V	7H7V	142	S-CR1HDI

15W/30W



LUMEN OUTPUT				
		CCT		
		3000K	4000K	5000K
WATTS	15	1950	2130	2060



DIP Switch for CCT & Photocell



71531B - LED SMALL FLOOD

120-277V 15W 3K/4K/5K BRONZE

Technical Specifications:

Electrical:

Input Voltage: 120-277

Current: .46A @ 120V

Frequency: 50/60Hz

Power Factor: ≥ 0.93

THD: $>20\%$ @ 120V

Product Parameters:

15 Watts

Lumens: 1,950@3K, 2,130@4K, 2060@5K

Efficacy: 142 Lumens Per Watt

50,000+ L70 Life Span

CCT: 3K (WW); 4K (NW); 5K (CW)

Chromaticity Measurements:

Beam Angle: 7H7V

CRI: >70

R9: 7

DUV: -0.00012

Component Specifications:

LED: Seoul 2835

Driver: 120-277V 50/60Hz

Driver Output Volts: 150V/DC

Driver Output Amps: 1.0A

2KV Surge Protection

Dimming:

0-10V

Operating Temperature:

Minimum Starting -40°F - 113°F

Construction:

Housing: Die Cast Aluminum Housing

Powder Coated

IP Rating: IP65 Wet Location Rated

Lens Material: PC

Mounting: 1/2" Knuckle, Yoke

Listings:

cULus

DLC PRODUCT ID#: S-CR1HDI

Warranty:

Morris Products carries a 5 year warranty from date of purchase against defects in materials and workmanship (assuming normal and proper usage).