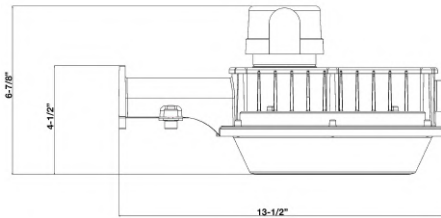
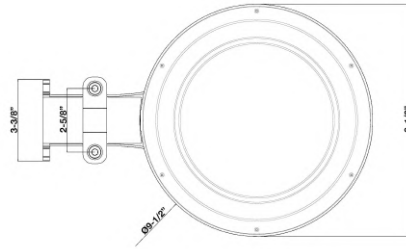





71318C - LED DUSK TO DAWN BARN LIGHT

120-277V 72W/96W/120W 3K/4K/5K



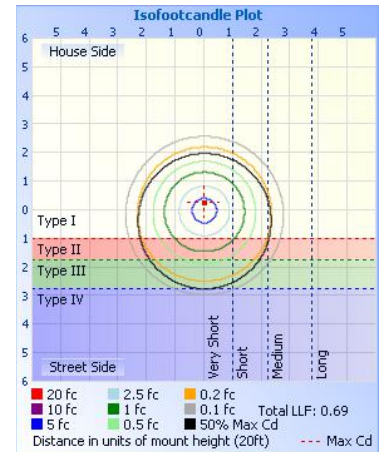
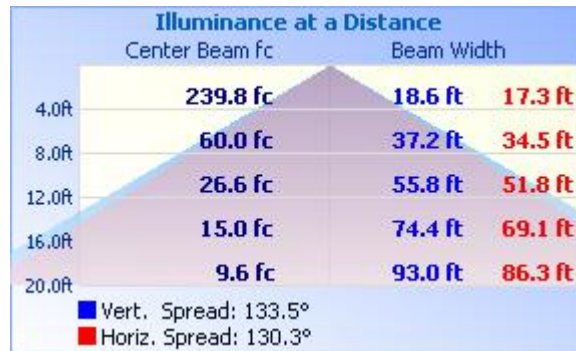
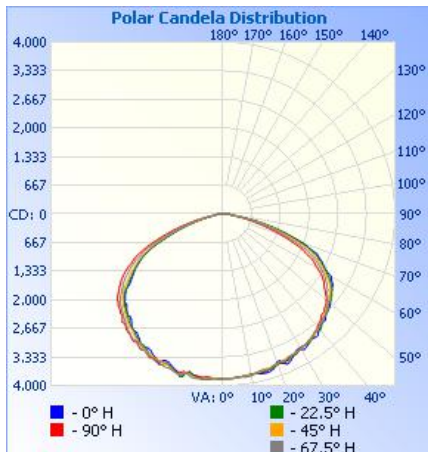
Note: Pole Arm Mount Sold Separately

FEATURES:

- Wattage Selectable: 72W/96W/120W
- Color Selectable: 3K/4K/5K
- Die Cast Aluminum Housing
- Optimal Heat Dissipation
- Polycarbonate Lens
- Photocell Included
- Operating Temp: -31°F to 122°F
- Certification: cULus
- Pole Arm Mount (Sold Separately)
- IP65 Rated for Wet Locations
- Environment: Dry and Wet Locations
- DLC PRODUCT ID#: S-746JNR
- 5 Year Limited Warranty
- 0-10V Dimming

Part#	Wattage	Input/Volts	Lumens	CCT	CRI	Dimming	Light Pattern	Lumens/Watt	DLC PRODUCT ID #:
71318C	72/96/120W	120-277	14,000	3K/4K/5K	84	0-10V	133°	133	S-746JNR

PHOTOMETRY





71318C - LED DUSK TO DAWN BARN LIGHT

120-277V 72W/96W/120W 3K/4K/5K

Technical Specifications:

Electrical:

Input Voltage: 120-277V
Current: .94A @ 12V; .44A@ 277V
Frequency: 60Hz
Power Factor: .99 @ 120V
THD: 11% @ 120V

Product Parameters:

Input Watts: 72/96/120W
Lumens: 13,900@3K; 14,900@4K;
14,300@5K
Efficacy: 122 lumens per watt

>50,000+ Hour L70 Life Span
CCT: 3000K, 4000K, 5000K

Chromaticity Measurements:

Beam Angle: 133°
DUV: -0.0015
UGR Rating: <19
CRI: 84
R9: 12
BUG: B3-U3-G2
(x,y) x=0.4289 y=0.3976
(u,v) u'=0.2482 v'=0.5176

Component Specifications:

LED: SMD 2835
Light Engine Output Volts: N/A
Light Engine Output Amps: N/A
120-277V 50-60HZ

Surge Protection:

4 KV Surge Protection

Dimming: 0-10V

Operating Temperature:

-31°F-122°F

Construction:

Aluminum Housing
IP65 Rated
Lens Material: PC
Lens: UV Resistant

Mounting: Pole Mount - CAT#

71305B Sold Separately

Listings:


UL Listed

DLC PRODUCT ID#: S-746JNR

Leave Dip Switch "3" off for normal

operation when utilizing the provided LED twist lock photocontrol

Warranty: Morris Products carries a 5 year warranty from date of purchase against defects in materials and workmanship (assuming normal and proper usage).



Leave Dip Switch "3" off for normal operation when utilizing the provided LED twist lock photocontrol

CCT & Wattage Tuning:

1	2	3	4	5	Function
OFF	OFF	-	-	-	100% (Default Brightness)
ON	OFF	-	-	-	80%
OFF	ON	-	-	-	60%
-	-	ON	-	-	DC Sensor [ON]
-	-	OFF	-	-	DC Sensor [OFF] (Default)
-	-	-	OFF	ON	5000K (Default)
-	-	-	ON	OFF	4000K
-	-	-	OFF	OFF	3000K