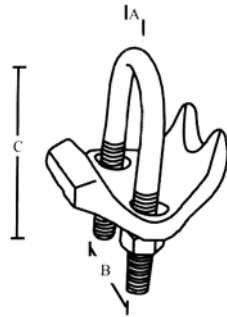


Malleable Right Angle Pipe Clamp

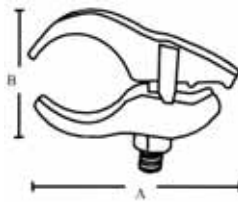


- ▶ Right Angle 90° Conduit Support Secures Rigid, IMC or EMT Perpendicular to Steel Beam, Strut Channel or Angle Supports
- ▶ Malleable Iron Cradle
- ▶ Steel Galvanized Bolt/Hex Nuts

Dimensions = Inches

Cat. No.	Trade Size	Dimensions			Outer Box
		A	B	C	
21850	3/8"	.820	1.00	1.12	50
21851	1/2"	1.00	1.25	2.50	50
21852	3/4"	1.125	1.125	2.81	50
21853	1"	1.375	1.375	3.06	50
21854	1-1/4"	1.75	1.75	3.19	50
21855	1-1/2"	2.00	2.375	3.50	50
21856	2"	2.50	2.50	4.50	50
21857	2-1/2"	3.00	3.00	4.875	25
21858	3"	3.625	3.875	5.375	25
21859	3-1/2"	4.06	4.56	5.88	25
21860	4"	4.69	5.06	6.69	25

Malleable Parallel Pipe Clamp

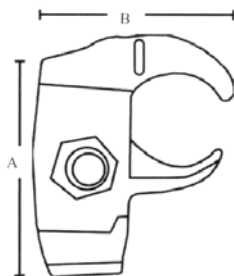


- ▶ Parallel Conduit Support Secures Rigid, IMC or EMT Parallel to Steel Beam, Strut Channel or Angle Supports
- ▶ Malleable Iron Cradle
- ▶ Steel Galvanized Bolt/Hex Nuts

Dimensions = Inches

Cat. No.	Trade Size	Dimensions		Outer Box
		A	B	
21861	1/2"	2.00	1.37	50
21862	3/4"	2.88	1.44	50
21863	1"	3.06	1.69	50
21864	1-1/4"	3.63	2.125	25
21865	1-1/2"	3.88	2.19	25
21866	2"	4.63	2.88	25
21867	2-1/2"	5.25	3.25	25
21868	3"	5.88	3.88	10
21869	3-1/2"	6.31	4.31	10
21870	4"	6.81	4.81	10

Malleable Edge Pipe Clamp



- ▶ Edge Conduit Clamp Secures Rigid, IMC or EMT Perpendicular to edge of Steel Beam, Strut Channel or Angle Supports
- ▶ Malleable Iron Cradle
- ▶ Steel Galvanized Bolt/Hex Nuts

Dimensions = Inches

Cat. No.	Trade Size	Dimensions		Outer Box
		A	B	
21871	1/2"	2.81	2.13	50
21872	3/4"	2.94	2.38	50
21873	1"	3.06	2.63	25
21874	1-1/4"	3.06	3.06	25
21875	1-1/2"	3.94	3.25	25
21876	2"	4.50	4.06	25
21877	2-1/2"	5.13	4.63	10
21878	3"	5.75	5.25	10