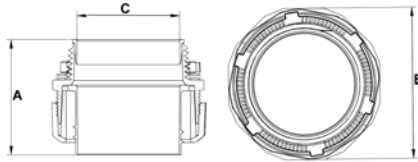


Liquid Tight Connectors - Straight - Zinc Die Cast

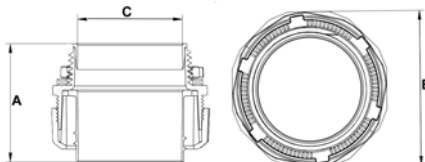


- ▶ Terminate and Seal Liquid-tight Flexible Metal Core Conduit to either Oil-tight, Liquid-tight or Rain-tight Box or Enclosure
- ▶ Connectors can be used with Tapered Threaded Female Entry or Unthreaded KO using the Sealing Washer and Locknut

Dimensions = Inches

Cat. No.	Trade Size	Dimensions			Inner Box	Outer Box
		A	B	C (ID)		
15240	3/8"	1.46	1.30	.42	25	250
15241	1/2"	1.46	1.30	.54	25	250
15242	3/4"	1.46	1.58	.72	15	150
15243	1"	1.87	1.81	.93	8	80
15244	1-1/4"	2.06	2.26	1.26	5	50
15245	1-1/2"	2.07	2.50	1.46	4	40
15246	2"	2.01	3.01	1.89	2	20
15247	2-1/2"	3.33	3.32	2.39	-	12
15248	3"	3.50	4.32	2.95	-	12
15249	3-1/2"	4.05	4.90	3.05	-	6
15250	4"	4.09	5.17	3.83	-	6

Liquid Tight Connectors - Straight - Insulated - Zinc Die Cast

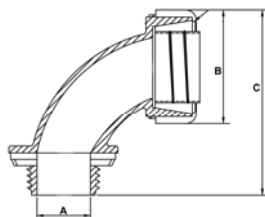


- ▶ Terminate and Seal Liquid-tight Flexible Metal Core Conduit to either Oil-tight, Liquid-tight or Rain-tight Box or Enclosure
- ▶ Connector can be used with Tapered Threaded Female Entry or Unthreaded KO using the Sealing Washer and Locknut

Dimensions = Inches

Cat. No.	Trade Size	Dimensions			Inner Box	Outer Box
		A	B	C		
15251	3/8"	1.52	1.30	.42	25	250
15252	1/2"	1.52	1.30	.54	25	250
15253	3/4"	1.52	1.58	.72	15	150
15254	1"	1.93	1.81	.93	8	80
15255	1-1/4"	2.08	2.26	1.26	5	50
15256	1-1/2"	2.15	2.50	1.46	4	40
15257	2"	2.08	3.01	1.89	2	20
15258	2-1/2"	3.41	3.72	2.32	-	10
15259	3"	3.58	4.33	2.93	-	10
15260	3-1/2"	4.07	4.86	3.33	-	6
15261	4"	4.17	5.24	3.83	-	6

90° Liquid Tight Connectors - Zinc Die Cast



- ▶ 90° Orientation
- ▶ Terminate and Seal Liquid-tight Flexible Metal Core Conduit to either Oil-tight, Liquid-tight or Rain-tight Box or Enclosure
- ▶ Connectors can be used with Tapered Threaded Female Entry or Unthreaded KO using the Sealing Washer and Locknut

Dimensions = Inches

Cat. No.	Trade Size	Dimensions			Inner Box	Outer Box
		A	B	C		
15280	3/8"	.61	1.30	2.04	15	150
15281	1/2"	.61	1.30	2.10	15	150
15282	3/4"	.81	1.57	2.64	10	100
15283	1"	1.00	1.81	2.93	5	50
15284	1-1/4"	1.36	2.26	3.34	4	40
15285	1-1/2"	1.61	2.50	3.74	2	20
15286	2"	2.05	3.01	4.21	1	10
15287	2-1/2"	2.48	3.72	5.31	-	6
15288	3"	3.10	4.33	6.05	-	4
15289	3-1/2"	3.54	4.86	6.47	-	3
15290	4"	4.10	5.24	6.90	-	3