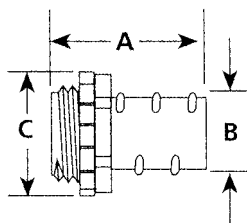


Screw-In Connector For Greenfield/Flex Conduit



- ▶ Use to connect Flexible Metallic Conduit to steel outlet box, load center or other metal enclosure
- ▶ Zinc Die Cast
- ▶ Assembled with Zinc Die Cast locknut



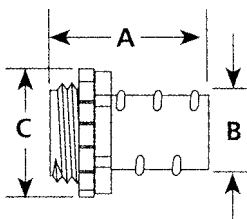
Dimensions = Inches

Cat. No.	Trade Size	Dimensions			Inner Box	Outer Box
		A	B	C		
15070	3/8"	1.22	0.38	1.1	80	800
15071	1/2"	1.30	0.64	1.1	60	600
15072	3/4"	1.52	0.81	1.38	35	350
15073	1"	1.87	1.00	1.70	15	150
15074	1-1/4"	2.13	1.27	2.1	10	100
15075	1-1/2"	2.32	1.51	2.42	6	60
15076	2"	2.48	2.02	2.98	3	30

Screw-In Connector Insulated Throat For Greenfield/Flex Conduit



- ▶ Use to connect Flexible Metallic Conduit to steel outlet box, load center or other metal enclosure
- ▶ Insulated Throat
- ▶ Zinc Die Cast
- ▶ Assembled with Zinc Die Cast locknut



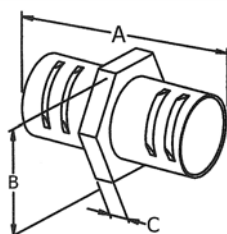
Dimensions = Inches

Cat. No.	Trade Size	Dimensions			Inner Box	Outer Box
		A	B (OD)	C		
15077	3/8"	1.26	0.38	1.10	80	800
15078	1/2"	1.34	0.64	1.10	60	600
15079	3/4"	1.56	0.81	1.38	35	350
15080	1"	1.91	1.00	1.70	15	150
15081	1-1/4"	2.17	1.27	2.1	10	100
15082	1-1/2"	2.36	1.51	2.42	6	60
15083	2"	2.52	2.02	2.98	3	30

Screw-In Couplings For Greenfield/Flex Conduit



- ▶ Use to connect two pieces of Flexible Metal Conduit
- ▶ Zinc Die Cast



Dimensions = Inches

Cat. No.	Trade Size	Dimensions			Inner Box	Outer Box
		A	B	C		
15084	1/2"	1.81	.91	.20	40	400
15085	3/4"	2.09	1.10	.24	25	250
15086	1"	2.40	1.36	.32	15	150
15087	1-1/4"	2.76	1.66	.32	10	100
15088	1-1/2"	3.08	1.93	.32	6	60
15089	2"	3.32	2.48	.32	3	30