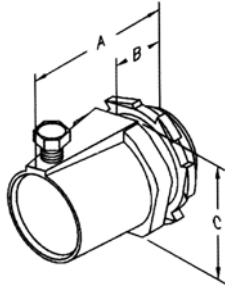


## Malleable Rigid Set Screw Box Connector



- ▶ Connect Thread-less Rigid Conduit to boxes and enclosures
- ▶ Malleable Iron
- ▶ Concrete Tight
- ▶ Male Hub Thread (NPT)
- ▶ Zinc Finish



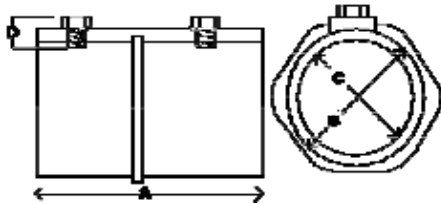
Dimensions = Inches

Cat. No.	Trade Size	Dimensions			Inner Box	Outer Box
		A	B	C		
14340	1/2"	1.39	.455	1.10	25	250
14341	3/4"	1.68	.500	1.39	25	250
14342	1"	1.75	.500	1.61	25	100
14343	1-1/4"	1.90	.66	1.90	5	50
14344	1-1/2"	2.45	.66	2.22	5	50
14345	2"	2.55	.68	2.75	-	20

## Malleable Rigid Set Screw Couplings



- ▶ Couple Sections of Thread-less Rigid Conduit together
- ▶ Malleable Iron
- ▶ Concrete Tight
- ▶ Zinc Finish



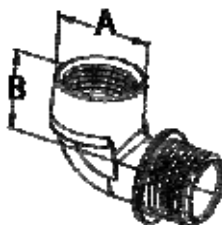
Dimensions = Inches

Cat. No.	Trade Size	Dimensions				Inner Box	Outer Box
		A	B	C	D		
14350	1/2"	1.77	1.07	.86	.63	25	250
14351	3/4"	2.13	1.35	1.05	.63	25	250
14352	1"	2.62	1.59	1.36	.63	10	100
14353	1-1/4"	2.81	1.91	1.69	.63	5	50
14354	1-1/2"	2.91	2.01	1.90	.63	5	50
14355	2"	3.38	2.70	2.40	.63	-	20
14356	2-1/2"	3.73	3.45	2.92	.63	-	12
14357	3"	4.10	3.95	3.52	.63	-	12
14358	3-1/2"	4.52	4.45	4.10	.63	-	6
14359	4"	5.62	5.01	4.52	.63	-	6

## Rigid Short Radius Elbows



- ▶ For Connecting Rigid Conduit or IMC to an Outlet Box in Tight Radius Applications
- ▶ Zinc Die Cast



Dimensions = Inches

Cat. No.	Trade Size	Dimensions		Inner Box	Outer Box
		A	B		
14408	1/2"	.95	.95	25	250
14409	3/4"	1.16	1.00	15	150