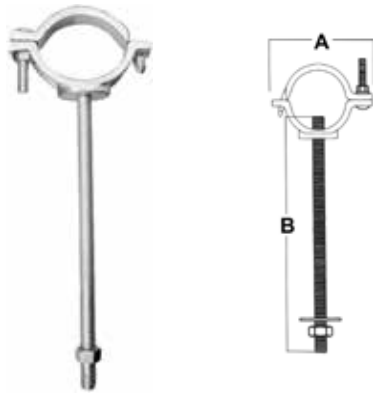




# Malleable Mast Support Clamp

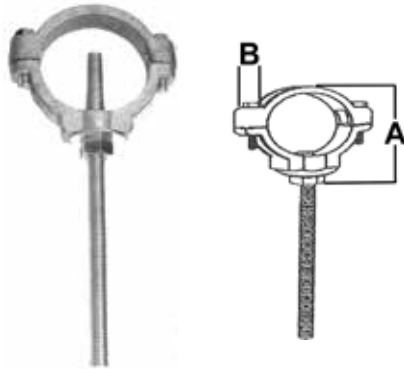


- Used to secure Service Entrance Conduit to the Outside surface of a building
- Hinged on one side and bolted on other side for easy installation
- Machined Bolt and Nut
- Malleable Iron

DIMENSIONS = INCHES

| CAT. NO. | CONDUIT SIZE | DIMENSIONS |    | BOX QTY |
|----------|--------------|------------|----|---------|
|          |              | A          | B  |         |
| 21830    | 2"           | 4.23       | 10 | 25      |
| 21831    | 2-1/2"       | 4.79       | 10 | 25      |

# Conduit Support Split Ring



- Used to secure Service Entrance Conduit to the Outside surface of a building
- Bolted on both sides
- Malleable Iron

DIMENSIONS = INCHES

| CAT. NO. | CONDUIT SIZE | BOLT SIZE  | DIMENSIONS |      | BOX QTY |
|----------|--------------|------------|------------|------|---------|
|          |              |            | A          | B    |         |
| 21835    | 2"           | 1/2" X 10" | 2.70       | .99  | 25      |
| 21836    | 2-1/2"       | 1/2" X 10" | 3.33       | 1.07 | 25      |
| 21837    | 3"           | 5/8" X 13" | 4.50       | 1.04 | 10      |
| 21838    | 3-1/2"       | 5/8" X 13" | 5.13       | 1.08 | 10      |
| 21839    | 4"           | 5/8" X 13" | 5.60       | 1.08 | 10      |

# Conduit Support Universal

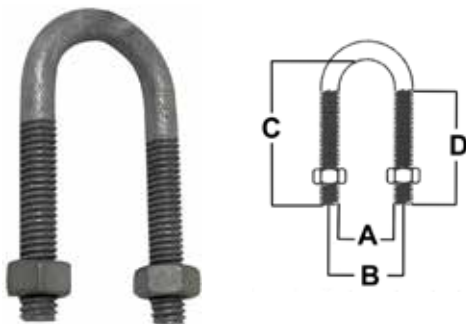


- Used to secure Service Entrance Conduit to the Outside surface of a building
- 1/2" x 10" Bolt
- Zinc Plated Steel

DIMENSIONS = INCHES

| CAT. NO. | CONDUIT SIZE | DIMENSIONS |       | BOX QTY |
|----------|--------------|------------|-------|---------|
|          |              | A          | B     |         |
| 21833    | 1-1/4" TO 3" | 3.80       | 10.00 | 20      |

# Malleable U-Bolt Pipe Clamps



- Recommended for supporting or guiding heavy loads along runs of non-insulated pipe
- 2 hex nuts
- Malleable Iron - Galvanized

DIMENSIONS = INCHES

| CAT. NO. | TRADE SIZE | DIMENSIONS |      |      |      | INNER BOX | OUTER BOX |
|----------|------------|------------|------|------|------|-----------|-----------|
|          |            | A          | B    | C    | D    |           |           |
| 21840    | 1/2"       | 1.00       | 1.25 | 2.50 | 1.81 | 25        | 250       |
| 21841    | 3/4"       | 1.12       | 1.38 | 2.81 | 1.81 | 25        | 250       |
| 21842    | 1"         | 1.38       | 1.63 | 3.06 | 1.81 | 25        | 250       |
| 21843    | 1-1/4"     | 1.75       | 2.00 | 3.19 | 1.81 | 20        | 200       |
| 21844    | 1-1/2"     | 2.00       | 2.38 | 3.50 | 1.81 | 20        | 200       |
| 21845    | 2"         | 2.50       | 2.50 | 4.50 | 2.63 | 10        | 100       |
| 21846    | 2-1/2"     | 3.00       | 3.25 | 4.88 | 2.63 | -         | 20        |
| 21847    | 3"         | 3.63       | 3.88 | 5.38 | 2.63 | -         | 20        |
| 21848    | 3-1/2"     | 4.06       | 4.56 | 5.88 | 2.63 | -         | 20        |
| 21849    | 4"         | 4.69       | 5.06 | 6.69 | 2.63 | -         | 20        |