

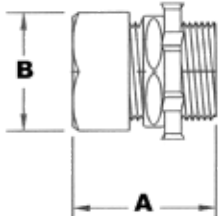


EMT Compression Connectors - Zinc Die Cast



- To secure and terminate EMT to knockouts in concrete tight box, dry or damp location applications
- Male NPSM hub threads
- Concrete tight
- UL Listed for EMT Conduit
- 2-1/2" - 4" are also UL Listed for use with Rigid & IMC

DIMENSIONS = INCHES



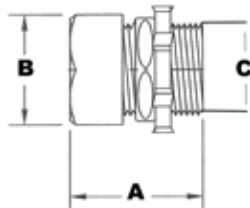
CAT. NO.	TRADE SIZE	DIMENSIONS		INNER BOX	OUTER BOX
		A	B		
I4910	1/2"	1.26	0.97	50	500
I4911	3/4"	1.21	1.26	25	250
I4912	1"	1.58	1.52	15	150
I4913	1-1/4"	1.62	1.91	10	100
I4914	1-1/2"	1.87	2.28	10	40
I4915	2"	2.146	2.61	5	20
I4916	2-1/2"	2.54	3.37	-	12
I4917	3"	2.54	3.94	-	12
I4918	3-1/2"	2.60	4.45	-	6
I4919	4"	2.60	1.94	-	6

EMT Compression Connectors - Insulated Throat - Zinc Die Cast



- To secure and terminate EMT to knockouts in concrete tight box, dry or damp location application
- Male NPSM hub threads
- Concrete tight
- UL Listed for EMT Conduit
- 2-1/2" - 4" are also UL Listed for use with Rigid & IMC

DIMENSIONS = INCHES



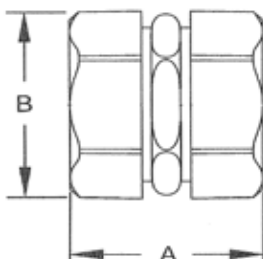
CAT. NO.	TRADE SIZE	DIMENSIONS			INNER BOX	OUTER BOX
		A	B	C		
I4920	1/2"	1.32	0.97	.59	50	500
I4921	3/4"	1.27	1.26	.78	25	250
I4922	1"	1.64	1.52	1.00	15	150
I4923	1-1/4"	1.70	1.91	1.32	10	100
I4924	1-1/2"	1.95	2.28	1.53	10	40
I4925	2"	2.23	2.61	1.99	5	20
I4926	2-1/2"	2.62	3.37	2.35	-	12
I4927	3"	2.62	3.94	2.95	-	12
I4928	3-1/2"	2.68	4.45	3.43	-	6
I4929	4"	2.68	4.94	3.91	-	6

EMT Compression Couplings - Zinc Die Cast



- To join lengths of EMT for concrete tight, dry or damp location applications
- Concrete tight
- UL Listed for EMT Conduit
- 2-1/2" - 4" are also UL Listed for use with Rigid & IMC

DIMENSIONS = INCHES



CAT. NO.	TRADE SIZE	DIMENSIONS		INNER BOX	OUTER BOX
		A	B		
I4930	1/2"	1.53	0.97	50	500
I4931	3/4"	1.58	1.26	25	250
I4932	1"	1.87	1.52	15	150
I4933	1-1/4"	2.25	1.91	10	100
I4934	1-1/2"	3.18	2.28	10	50
I4935	2"	2.44	2.61	5	20
I4936	2-1/2"	3.15	3.37	-	12
I4937	3"	3.15	3.94	-	12
I4938	3-1/2"	3.27	4.45	-	6
I4939	4"	3.27	4.94	-	6